





iPad Basics

Mrs. Davis

Goals

- List and describe a few ways iPads are used.
- Share tips for successful use of the iPad at school and at home.





There are some
things the iPad
CAN'T DO!

How are iPads used?



How are iPads used?



- Research
- Online simulations/labs
- Complete assignments
- Quizzes
- Immediate feedback
- Educational Games
- Communicate with teachers(email, iCalendar, etc)
- Group work
- Access content at home(iTunes U)
- Online Textbooks
- Flipped Learning

THE FLIPPED CLASSROOM

Turning Traditional Education on Its Head

Many educators are experimenting with the idea of a flipped classroom model. So what is it and why is everyone talking about it?

WHAT IS THE FLIPPED CLASSROOM?

The flipped classroom inverts traditional teaching methods, delivering instruction online outside of class and moving “homework” into the classroom.

THE INVERSION

The Traditional Classroom

Teacher's Role: Sage on the Stage




The Flipped Classroom

Teacher's Role: Guide on the Side



What to look for at home

- Watching Instructional videos
- Reading
- Completing Assignments
- Taking quizzes
- Studying



TIPS FROM THE TEACHER

- CHARGE THE IPAD EVERYNIGHT
- Bring the iPad to class CHARGED everyday.
- Bring the charger.



TIPS FROM THE TEACHER

A phone does not replace the iPad

WHY?

1. The iPad is bigger.
2. Less distractions.(texting, instagram, snapchat)



Tips from the teacher

- Use the iPad for educational purposes. (It will work faster)



Tips from Fellow parents



As a parent, YOU control the iPad.

Tips from fellow parents

- You will get the deposit returned.
- Discount on deposit for student on free and reduced lunch.



A few more things...

- There is an iPad Tech on Campus-J-120
- More information about the Flipped Classroom

flippedlearning.org

- More Parent Technology Tips and Resources.

edtech.mansfieldisd.org